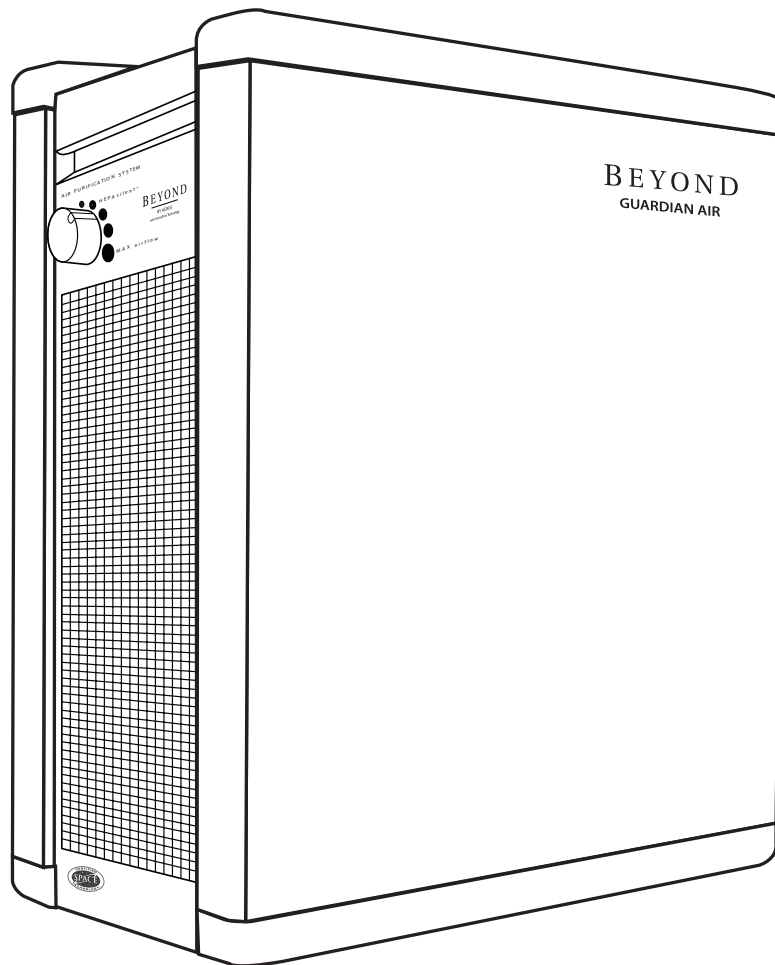


# BEYOND<sup>®</sup>

## GUARDIAN AIR



Portable Surface & Air Purification System

Read manual carefully for proper use and operation.

# General Information

## Product Overview

Congratulations on your purchase! Your new Beyond® Guardian Air utilizes ActivePure Technology to reduce up to 99.9% of many common types of bacteria, viruses, and mold in indoor spaces up to 2,500 sq. ft. Please read and follow all safety warnings and instructions outlined in this owner's manual, before operating or performing maintenance.

## Contents

Product Overview	2
Specifications	2
Storage and Disposal	2
Important Safety Instructions	3
For Canadian Customers Only	4
Product Features	5
Directions for Use	6
Settings	6
Maintenance	7
HEPA Filter Assembly	7
Changing the HEPA Filter Assembly	8
ActivePure® Cell Assembly	9
Replacing the ActivePure® Cell Assembly	9
Replacement Parts	10
Warranty Information	11
FCC Declaration & Responsible Party	12

## Fill In and Save

Record information regarding your new Aerus Beyond Guardian Air here. Retain for future reference.

Model No. \_\_\_\_\_ Serial No. \_\_\_\_\_ Date of Purchase \_\_\_\_\_

Name: \_\_\_\_\_ Phone No. \_\_\_\_\_

Address: \_\_\_\_\_

Sales Representative: \_\_\_\_\_

## Storage and Disposal

Do not dispose of this product as household waste. Electrical waste and electronic products should be appropriately recycled as required by practices established by your local authority.



If you have any questions regarding the use of this product, please contact your Sales Representative or Customer Service at 800.243.9078 or email [customerservice@aerusonline.com](mailto:customerservice@aerusonline.com).

## Specifications

### Beyond Guardian Air

- Sales number : 00727
- Model number : F159H

**Meets California ozone emissions limit: CARB certified  
Validated to UL 2998**

### Technology

- ActivePure® Technology - (1) 9" Cell Assembly
- HEPA Filtration
- Activated Carbon Filter
- Carbon Brushes

### Electrical

- Input Voltage : 120 VAC; 60 Hz
- Power: 23 Watts to 80 Watts

### Mechanical

- Motor : 230 VAC; 0.28 Amps
- Air Exchange : 4.2 changes per hour (425 / sq. ft.)<sup>1</sup>

### Safety

- Conforms to UL 867

### Airflow Rate

- Speed 1: 75 CFM 130 m<sup>3</sup>/h
- Speed 2: 95 CFM 160 m<sup>3</sup>/h
- Speed 3: 150 CFM 250 m<sup>3</sup>/h
- Speed 4: 240 CFM 410 m<sup>3</sup>/h

### Sound Level

- Speed 1: 32 dB(A)
- Speed 2: 39 dB(A)
- Speed 3: 46 dB(A)
- Speed 4: 58 dB(A)

### Weight & Dimensions

- 34 lbs (15.4 kg)
- 23" H x 20" W x 11" D (58.4 cm x 50.8 cm x 27.9 cm)

### Operating Temperature

- (Return Air) 30°F – 95°F (-1.1 °C – 35 °C)

### Coverage

- Up to 2,500 sq. ft. (232 m<sup>2</sup>) with uniform air diffusion<sup>1</sup>

### Warranty

- Limited 5 Year Warranty
- Terms and conditions may apply

We reserve the right to change or modify any specification without notice.\

1. Recommended ceiling height to not exceed 10 ft. Solutions should be customized based upon a variety of factors including HVAC system capabilities and settings, air flows taking into account walls, air pressure, and doors, ambient air temperatures and humidities, variable occupant density, known VOC concentrations, and other layers of protection.



# Important Safety Instructions



- Eye damage may result from directly viewing the bulb used in this product; always turn off and unplug before removing filters or bulbs
- When using an electrical appliance, basic precautions should always be taken to reduce risk of fire, electric shock and injury to persons, including the following:



**DO NOT** operate unit near heat sources, open flame, or combustible vapors or gases.

Read this manual in its entirety before using your Beyond® Guardian Air.

Keep out of the reach of children

- Use only as described in this manual
- This unit contains a UVC bulb
- Unintended use of the unit or damage to the housing may result in the escape of dangerous UVC radiation. UVC radiation may cause eye and skin irritation. Avoid exposing eyes and skin to ultraviolet radiation.
- **DO NOT** attempt to repair or adjust any of the electrical or mechanical functions of the Beyond Guardian Air. Contact Aerus® Customer Service for service information
- Unit will automatically turn off when the front door is open for cleaning and filter replacement; Read the maintenance instructions before opening the front door
- **DO NOT** use filters other than authorized Guardian Air filters
- **DO NOT** use outdoors or on wet surfaces
- **DO NOT** allow to be used as a toy; Keep out of reach from children; close attention is necessary if operated near children
- **DO NOT** use with damaged cord or plug. If unit is not working as it should, has been dropped, damaged, left outdoors, or dropped into water, **DO NOT** use, and return it to a service center
- **DO NOT** pull or carry by cord, use cord as a handle, close door on cord, or pull cord around sharp edges or corners. Keep cord away from heated surfaces
- **DO NOT** unplug by pulling on cord. To unplug, grasp the plug, not the cord
- **DO NOT** handle plug or unit with wet hands
- **DO NOT** allow foreign objects to enter the ventilation or exhaust openings
- Keep hair, loose clothing, fingers, and all parts of body away from openings and moving parts
- Turn off all controls before unplugging
- To avoid electric shock and fire hazards, plug directly into an appropriate electrical outlet (see voltage on unit) using cable provided (beneath unit)
- To reduce the risk of electrical shock, this unit has a grounded plug (with a third prong); This plug will fit in a grounded outlet only one way. If it does not fit, contact a qualified electrician to install the proper outlet. **DO NOT** change the plug in any way. **DO NOT** use adapters
- The unit should not be used near the presence of oxygen tanks or other flammable gasses
- Place the unit in a location away from the wall that allows air to move freely into, around and out of the unit

**Save these instructions.**

# For Canadian Customers Only

---

## Beyond® Guardian Air

Sales No. : 00727

This UV device helps reduce the spread of viruses in the air.

**Keep out of the reach of children.**

**Please read the label and owner's manual before using: [aerusonline.com/manuals](http://aerusonline.com/manuals)**

### PRECAUTIONS:

**WARNING:** UV radiation emitted from this device. Unintended use of the device, or damage to the housing, may result in exposure to ultraviolet radiation. Ultraviolet radiation may cause eye and skin irritation. Avoid exposing eyes and skin to ultraviolet radiation.

**FIRST AID INSTRUCTIONS:** Please contact your healthcare provider in the event of injury caused by this device.

### DIRECTIONS FOR USE:

Plug the Power Cord into a working electrical outlet, leaving at least one inch of open area to allow for airflow. Please see this manual for detailed instructions on using, handling, storing and disposing of the device, and procedures to mitigate any associated risks.

The use of this device is a supplement to and not a substitute for standard infection control practices; users must continue to follow all current infection control practices, including those related to the cleaning and disinfection of environmental surfaces.

### FOR INQUIRIES CONTACT:

Aerus Canada, Inc.

Laird Business Park

3480 Laird Road, Units 2-5

Mississauga, Ontario, Canada, L5L 5Y4

W. Parrell, Manager

(905) 569-9399

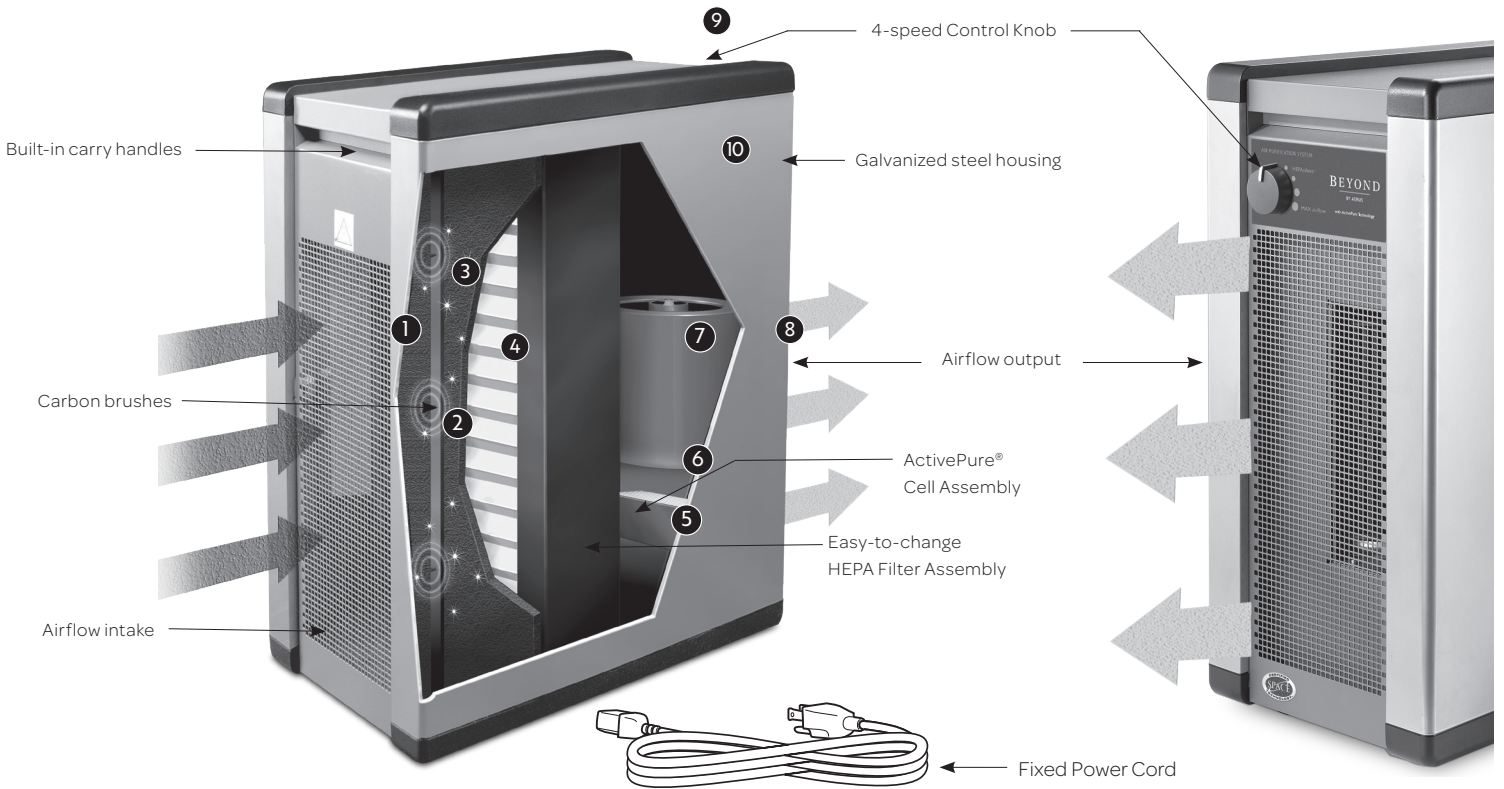
[wparrell@aerusonline.com](mailto:wparrell@aerusonline.com)

Aerus Canada, Inc. is affiliated with Aerus, LLC

1300 Valley Drive, Bristol, Virginia 24201

# Product Features

It is important to be familiar with the parts of the Beyond Guardian Air. If any parts are missing, please contact your Sales Representative or Customer Service at 800.243.9078 or email [customerservice@aeronline.com](mailto:customerservice@aeronline.com).



## TEN UNIQUE TECHNOLOGIES

1. Directional air intake for less resistance.
2. Multiple carbon brushes aid in the capture of contaminants.
3. Carbon layer prefilters large particles and odors.
4. Water-proof, polypropylene filter captures small particles.
5. UVC light helps reduce viruses in the air.
6. Our proprietary ActivePure® Certified Space Technology reduces many common types of airborne contaminants.
7. 4-speed dual intake fan moves particles toward filter.
8. Angled blades at emission point create dynamic air flow through room.
9. Whisper quiet HEPASilent™ setting on 4-speed control knob.
10. All-steel construction for durability & sound insulation.

# Directions of Use



DO NOT place the unit :

- Directly on or near soft furnishing, such as bedding or curtains
- Near electronically sensitive devices, such as a computer (within 6"-10")
- Near sources of heat, such as radiators, fireplaces, or ovens
- Near oxygen tanks or other combustible gases
- Near water, outdoors, or in a damp or wet area(s), such as bathrooms



Safety switch automatically turns power off when door is opened.

1. Take your Beyond Guardian Air unit out of the shipping carton and remove all protective materials.
2. Place the unit in a location away from the wall that allows air to move freely into, around and out of the unit. The rear of the unit requires 6 inches or more of open area to allow unrestricted airflow.
3. Attach cord to unit, if required. Plug the cord into a working electrical outlet.
4. When turning the unit on, turn the speed control to MAX airflow for a few minutes of fast initial purification.
5. After a few minutes, adjust the control to the desired speed.

# Settings



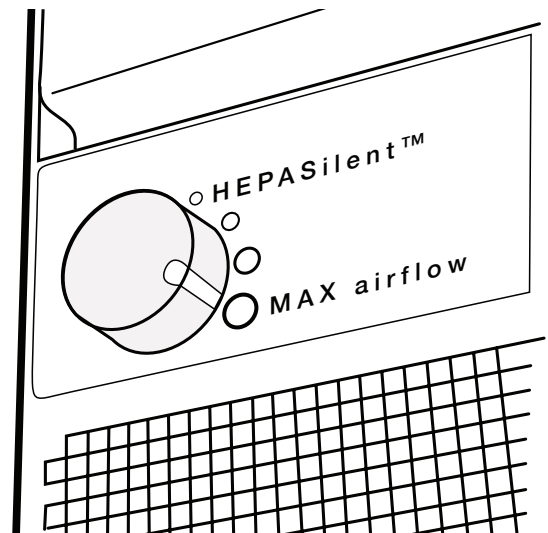
Safety switch automatically turns power off when door is opened.

When turning the Beyond Guardian Air on, turn the speed control to maximum airflow for a few minutes of fast initial cleaning. Then adjust the control to the desired speed.

There are four settings on the Beyond Guardian Air :

1. HEPASilent™ for quiet operation (low use)
2. Moderate fan speed (for normal use)
3. High fan speed (for a large room)
4. Maximum operation (for fast initial cleaning)

For best results for home use, run your Beyond Guardian Air 24 hours a day, 7 days a week, giving you the benefit of ActivePure Technology day and night.



# Maintenance

---



**Unplug the unit before performing any maintenance procedures.**

Our air purifiers are designed to help improve indoor air with minimum impact on the environment.

The Aerus® HEPA Particle Filter Assembly is made of polypropylene, an eco-friendly plastic. Our HEPA Filter contains no aluminum, triclosan or other chemical additives.

All major parts are made from high-quality galvanized steel, not plastic. The steel housing is noise-muffling, providing quiet operation. The external parts have been powder coated for endurance and environmental protection.

The Beyond® Guardian Air is energy efficient. From lowest to highest speed, it uses from 23 Watts to 80 Watts.

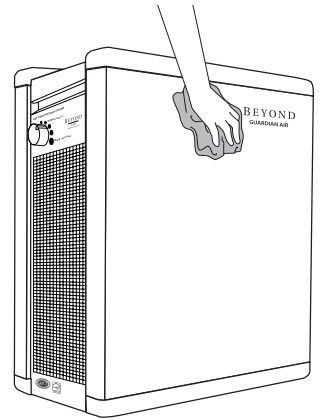
Aerus air purification systems are built for years of use.

## KEEP YOUR BEYOND GUARDIAN AIR LOOKING GOOD AND WORKING WELL

The Beyond Guardian Air features award-winning design, materials and workmanship.

Keep your unit in top condition with these cleaning tips:

- Always unplug unit before cleaning
- Wipe the exterior with a soft, clean, damp cloth
- Vacuum the small inlets on each end panel with a soft brush attachment
- Clean inside the HEPA Filter Chamber by opening the front door of the unit and opening the door of the HEPA Filter Chamber (right-hand side); vacuum dust off filter (as needed)
- Never clean with gasoline, chemical solvents or corrosive materials – they may damage the surface



**For questions on maintenance procedures, please contact your Sales Representative or Customer Service at 800.243.9078 or email [customerservice@aerusonline.com](mailto:customerservice@aerusonline.com).**

## HEPA Filter Assembly

---

Aerus HEPA technology makes the Beyond Guardian Air incredibly quiet. Units come with one HEPASilent Filter Assembly (installed).

The Aerus HEPA Filter Assembly is made of polypropylene, which mechanically filters out airborne particles (dust, pollen, pet dander, mold spores, and other airborne particles). To maximize filter effectiveness, particles are negatively charged before reaching the HEPA Filter.

**For optimal performance Aerus recommends that you replace the HEPA Filter Assembly every 12 months if run 24/7/365.**

**If run 12 hours or less per day, the HEPA Filter Assembly should be changed every 24 months.**

# Changing the HEPA Filter Assembly



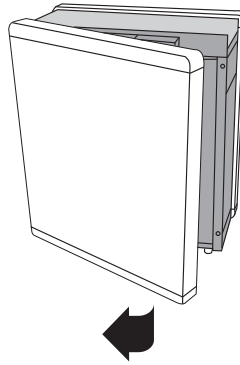
Eye damage may result from directly viewing the ActivePure Bulb used in this product; always turn off and unplug before removing the HEPA Filter and ActivePure Bulb.



Disconnect unit from power source before performing any maintenance procedure.

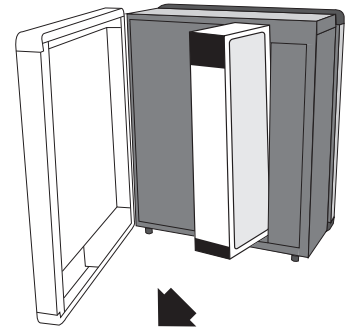
**STEP 1:** Turn unit off and disconnect from power source.  
Open the front door from the right-hand side (**Figure 1**)

Figure 1



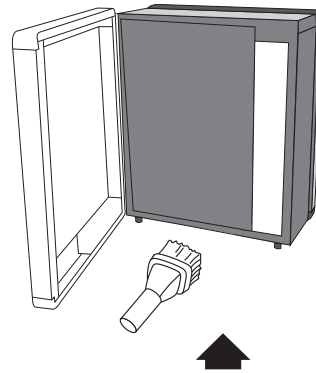
**STEP 2:** Remove old HEPA Filter Assembly (**Figure 2**)

Figure 2



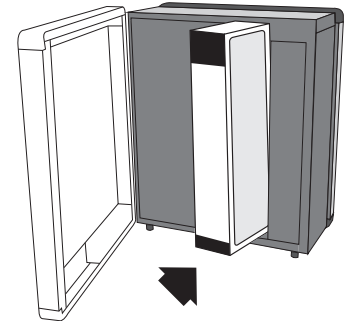
**STEP 3:** Clean HEPA Filter Chamber (See Diagram, Page 5)  
(**Figure 3**)

Figure 3



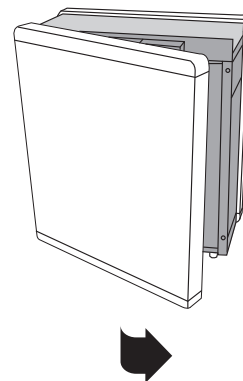
**STEP 4:** Replace with new Aerus® HEPA Filter Assembly  
(**Figure 4**)

Figure 4



**STEP 5:** Close front door (**Figure 5**)

Figure 5



# ActivePure® Cell Assembly

Our proprietary ActivePure Cell Assembly that is found in the Beyond Guardian Air uses light waves and a catalytic process to produce ActivePure molecules and hydro-peroxides that inactivate contaminants found in the air.

For optimal performance Aerus recommends that you replace the ActivePure Cell Assembly every 12 months if run 24/7/365.

If run 12 hours or less per day, or less than 7 days per week, the ActivePure Cell Assembly should be changed every 24 months; or even longer if run less than that.

## Replacing the ActivePure® Cell Assembly



- Eye damage may result from directly viewing the ActivePure Bulb used in this product; always turn off and unplug before removing HEPA Filter or ActivePure Cell Assembly
- Use genuine Aerus replacement parts only; parts from anyone other than Aerus may damage your unit and void your warranty

**Step 1:** Always disconnect (unplug) unit from electrical power source before replacing the ActivePure Cell Assembly.

**Step 2:** If necessary, relocate the unit to an appropriate area to perform the ActivePure Cell Assembly replacement.

**Step 3:** Remove the 4 screws securing the old ActivePure Cell Assembly mounting plate on the unit.

**Step 4:** Slide the old ActivePure Cell Assembly out of the unit and disconnect the bulb socket.

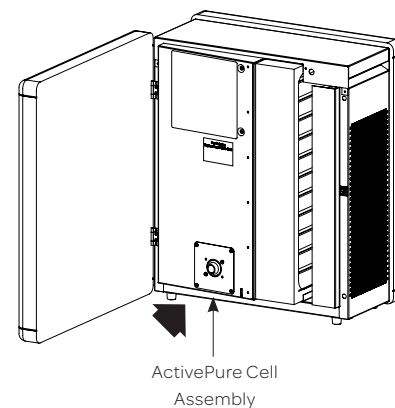
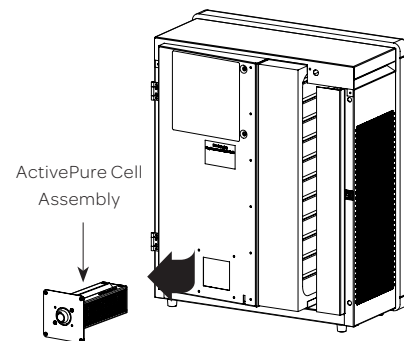
**Step 5:** Open the replacement ActivePure Cell Assembly carton and remove the new ActivePure Cell Assembly.

**Step 6:** Place old ActivePure Cell Assembly inside the empty ActivePure Cell Assembly cell carton and dispose of properly.

**Step 7:** Reattach the bulb connection to the new ActivePure Cell Assembly.

**Step 8:** Slide the new ActivePure Cell Assembly back inside the unit and secure with the 4 screws removed in Step 3.

**Step 9:** The Beyond Guardian Air is now ready to be used.



Visit [lamprecycle.org](http://lamprecycle.org) for proper bulb disposal regulations

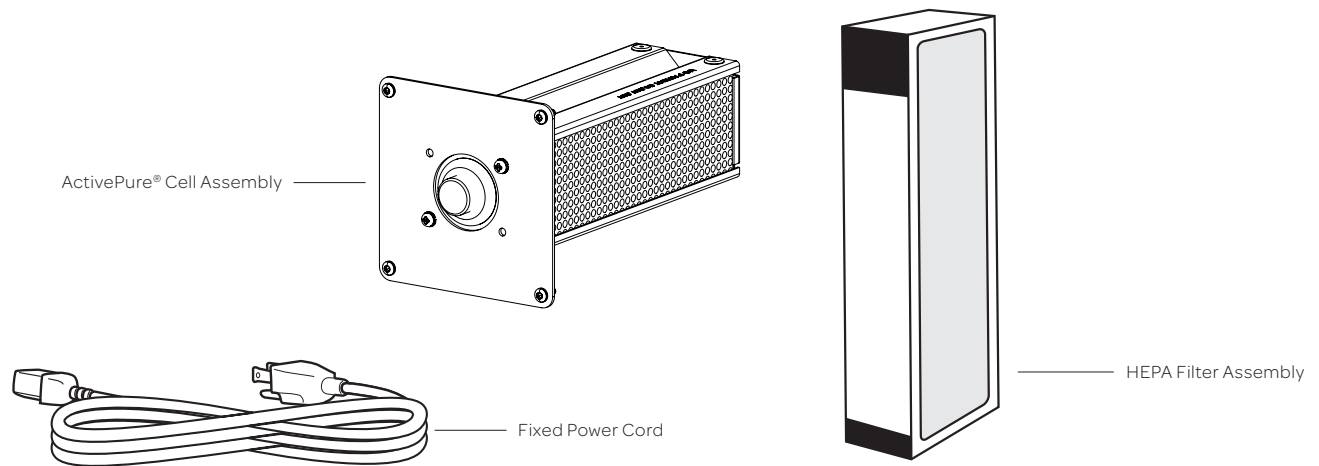
For questions on maintenance procedures, please contact your Sales Representative or Customer Service at 800.243.9078 or email [customerservice@aerusonline.com](mailto:customerservice@aerusonline.com).

# Replacement Parts



Use genuine Aerus replacement parts only; parts from anyone other than Aerus may damage your unit and void your warranty.

REPLACEMENT PARTS	PART NUMBER
ActivePure® Cell Assembly - (1) 9" Cell Assembly	50086
HEPA Filter Assembly	50227
Fixed Power Cord	50406



To order replacement parts, please contact your Sales Representative or Customer Service at 800.243.9078 or email [customerservice@aerusonline.com](mailto:customerservice@aerusonline.com).

# Warranty Information

## Limited Five (5) Year Warranty

To register your Beyond Guardian Air unit, please visit [aerusonline.com/warranty](http://aerusonline.com/warranty) or call Customer Service at 800.243.9078 (U.S.) or 800.668.0673 (Canada) or email [customerservice@aerusonline.com](mailto:customerservice@aerusonline.com).

Customer should not repackage and ship the Beyond Guardian Air unit due to possibility of irreparable damage. For questions about warranty service, please contact Customer Service at 800.243.9078 or email [customerservice@aerusonline.com](mailto:customerservice@aerusonline.com).

### WHAT IS COVERED BY THIS WARRANTY

We warrant the Beyond Guardian Air (excluding HEPA Filter) to the customer, subject to the conditions below, against defects in workmanship or material, provided that the products are returned to an authorized Aerus location within the following time periods :

- Beyond Guardian Air (excluding the HEPA Filter Assembly and ActivePure Cell Assembly) within five (5) years from date of purchase
- ActivePure Cell Assembly within (12) months from date of purchase

### MAINTENANCE REQUIREMENTS

This warranty is expressly conditioned upon proper, operation, cleaning and maintenance, all in accordance with the Owner's Manual. Failure to meet any of these requirements will void this warranty. Servicing of your Beyond Guardian Air by parties other than an authorized Aerus Representative and/or using parts other than genuine parts will also void this warranty.

### This warranty is contingent upon :

- Registration of the product through the approved methods listed above
- Replacing your HEPA Filter Assembly with a genuine Aerus HEPA Filter every 12 months if run 24/7/365; if run 12 hours or less per day, the HEPA Filter should be changed every 24 months (proof of change required)
- Replacing the ActivePure Cell Assembly with a genuine Aerus part once every 12 months if run 24/7/365. If run 12 hours or less per day, the ActivePure Cell Assembly should be replaced every 24 months (proof of change may be required).

### HOW TO OBTAIN WARRANTY SERVICE

Customer must register their product at [aerusonline.com/warranty](http://aerusonline.com/warranty) or contact Customer Service at 800.243.9078 or email [customerservice@aerusonline.com](mailto:customerservice@aerusonline.com) and provide proof of purchase within the above time periods. We will repair or replace and return the product, without charge and within a reasonable period of time, subject to the conditions in the above paragraphs, if its examination shall disclose any part to be defective in workmanship or material. If we, in our discretion, are unable to repair the product after a reasonable number of attempts, we will provide either a refund of the purchase price or a replacement unit, at the company's option.

### WHAT IS NOT COVERED BY THIS WARRANTY

Ordinary wear and tear shall not be considered a defect in workmanship or material. These warranties do not apply to filters or for loss or damage caused by accident, fire, abuse, misuse, modification, misapplication, failure to maintain the product as provided herein, or by any repairs other than those provided by an authorized Aerus location. This warranty is non-transferable.

### UNAUTHORIZED CHANNELS & MISSING SERIAL NUMBERS

If a valid serial number is missing from the product, the warranty will be voided. Aerus products are authorized for sale through Aerus Sales Representatives only. Warranties are voided if a product is purchased through unauthorized channels, this includes websites that are not authorized to sell our products OR use Aerus' trademarked names, images and logos as well as Internet auction sites (e.g. eBay and Craigslist). The only approved Internet presence for Aerus products is [aerusonline.com](http://aerusonline.com). To confirm warranty coverage prior to purchasing a product, please contact Customer Service at 800.243.9078 or email [customerservice@aerusonline.com](mailto:customerservice@aerusonline.com) with the serial number located on the unit.

### EXCLUSION OF OTHER WARRANTIES AND CONDITIONS

EXCEPT AS PROVIDED HEREIN, AND TO THE EXTENT CONSISTENT WITH APPLICABLE LAWS, WE MAKE NO REPRESENTATION OR WARRANTY OF ANY KIND. ALL OTHER WARRANTIES OF ANY KIND, EXPRESS OR IMPLIED, ARE HEREBY EXPRESSLY DISCLAIMED, INCLUDING ANY IMPLIED WARRANTY OF MERCHANTABILITY OR FITNESS FOR A PARTICULAR PURPOSE.

### LIMITATION OF LIABILITY FOR SPECIAL, INCIDENTAL OR CONSEQUENTIAL DAMAGES

TO THE EXTENT CONSISTENT WITH APPLICABLE LAWS, WE SHALL NOT IN ANY CASE BE LIABLE FOR SPECIAL, INCIDENTAL OR CONSEQUENTIAL DAMAGES ARISING FROM BREACH OF EXPRESS OR IMPLIED WARRANTIES, CONDITIONS, GUARANTEES OR REPRESENTATIONS, BREACH OF CONTRACT, NEGLIGENCE OR ANY OTHER LEGAL THEORY. Such excluded damages include, but are not limited to, loss of profits or revenue and loss of the use of the products.

### FOR U.S. APPLICATION ONLY

This warranty gives you specific legal rights, and you may also have other rights which vary from state to state. Some states do not allow limitations on warranties, or on remedies for breach. In such states, the above limitations may not apply to you.

### FOR CANADIAN APPLICATION ONLY

**Exclusion of Subsequent Owners :** Except as otherwise required by applicable legislation, this warranty is not transferable. This warranty gives you specific legal rights and you may also have other rights which vary from province to province. Some provinces and territories do not allow limitations on warranties, or on remedies for breach. In such provinces or territories, the above limitations may not apply to you.

If any provision of this warranty or part thereof is held by a court of competent jurisdiction to be invalid, illegal or unenforceable, the validity, legality and enforceability of the remaining provisions or parts thereof will not in any way be affected or impaired within the jurisdiction of that court. This entire warranty shall continue to be valid, legal and enforceable in any jurisdiction where a similar determination has not been made.

### This warranty is provided by :

Aerus, LLC  
1300 Valley Drive,  
Bristol, VA 24201

### SERVICE

Every effort is made to ensure that customers receive an up-to-date owner's manual on the use of our products; however, from time to time, modifications to our products may without notice make the information contained herein subject to alteration. For the latest information, please view the owner's manual at [aerusonline.com/manuals](http://aerusonline.com/manuals).

# FCC Declaration & Responsible Party

This equipment has been tested and found to comply with the limits for a Class B digital device, pursuant of part 15 of the FCC Rules. These limits are designed to provide reasonable protection against harmful interference in a residential installation. This equipment generates, uses, and can radiate radio frequency energy, and if not installed and used in accordance with the instructions, may cause harmful interference to radio communications. However, there is no guarantee that interference will not occur in a particular installation. If this equipment does cause harmful interference to radio or television, which can be determined by turning the equipment off and on, the user is encouraged to try to correct the interference by one or more of the following measures:

- Reorient or relocate the receiving antenna.
- Increase the separation between the equipment and receiver.
- Connect the equipment into an outlet on a circuit different from that to which the receiver is connected.
- Consult the Independent Contractor for help.

## FCC DECLARATION OF CONFORMITY

**Name:** Beyond Guardian Air

**Model:** F159H

**Produced for:** ActivePure Manufacturing, LLC

This device complies with Part 15 of the FCC Rules.

## RESPONSIBLE PARTY

Aerus, LLC  
1300 Valley Drive  
Bristol, VA 24201  
Ph: 800.243.9078

**Signature**



**Printed Name:** Andrew Eide

**Title:** Chief Technology, Product & Regulatory Officer

**Date:** 03/06/2026

For information regarding the use of this product, please contact Customer Service at 800.243.9078 (U.S.) 800.668.0763 (CANADA) or via email at [customerservice@aerusonline.com](mailto:customerservice@aerusonline.com).

AERUSONLINE.COM



*Air You Can Trust*